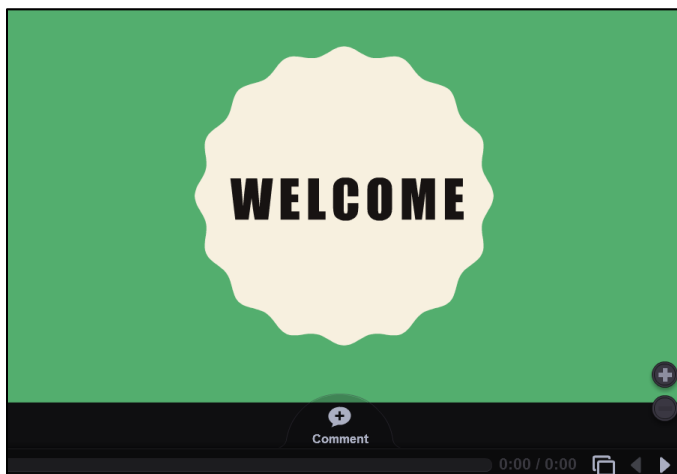


Commenting on a VoiceThread

Follow the steps below to make a comment on a VoiceThread presentation.

Step 1:


Place your mouse cursor over the first VoiceThread slide, and then click on the “**Comment**” button along the bottom of the slide.



Step 2:

VoiceThread offers five different ways to make a comment:


- **ABC** - Type a text comment.
- **Phone** - Audio comments via telephone (toll free.)
- **Microphone** - Audio comments via the microphone on your computer.
- **Camera** - Video comments via the webcam on your computer.
- **Up Arrow** - Upload a pre-recorded audio or video file from your computer.



Audio comments via telephone

This option allows you to enter your phone number to have VoiceThread call you. When you pick up the phone, you can speak your comment and it will be posted to the VoiceThread as an audio comment for others to listen to. This is a great option for people who do not have a computer microphone.


Please enter your phone number



Microphone & Webcam Comments

These options allow you to record video or audio comments. Most newer computers have a microphone built-in next to the webcam. If not, you can use a headset. The process of recording each comment is the same. The only difference is that microphone comments record audio, whereas video comments record both audio and video.

1. Click on the microphone or camera icon.
2. Click **“Allow”** to let VoiceThread use your microphone and/or camera.
3. Once the countdown finishes, record your comment by speaking into your microphone.
4. Click the **“Stop Recording”** button at the bottom of the VoiceThread to finish.
5. Click **“Save”** to post your comment.
6. Use the < and > buttons to access and add comments on other slides.



Note: Your instructor may disable certain types of comments if they want your comments to be in a certain format.

If your comment posted successfully, you will see your initials or avatar along the left side of the VoiceThread slide. When you click your avatar/initials, your comment will play.

