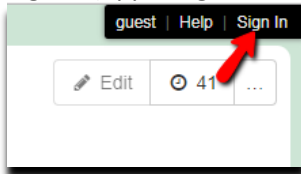


## Export/Backup Wiki

Step 1:

- Go to <http://www.umassd.wikispaces.net>
- Sign in (upper right hand corner) with your UMassD credentials.



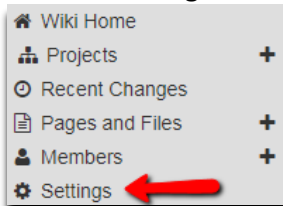
Step 2:

- Click on **My Wikis** (upper right hand corner) to view your wiki sites.
- Navigate to the relevant Wiki

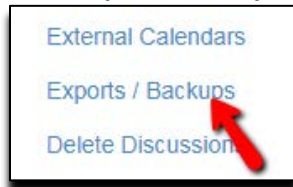


Step 3:

- Click on **'Settings'**



- Click **'Exports/Backups'**



Step 4:

- Select the format you wish to download the file in under **'Content type'**. We recommend **HTML**.
- Then select the **'File Type'** relevant for your computer
- Click **'Export'**

