

Checking Grades in myCourses

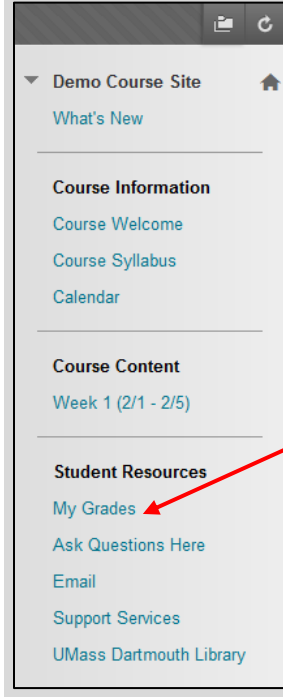
Introduction

Follow the steps below to learn how you can view grades and feedback entered by instructors in myCourses.

Step 1:

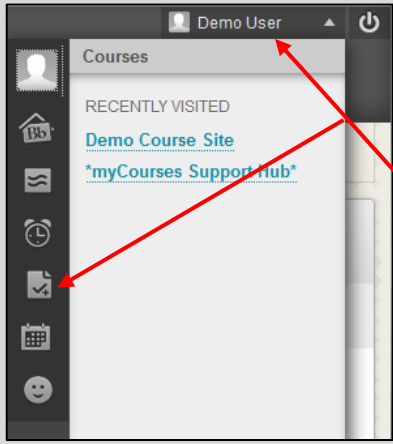
Grades, once entered by an instructor, can always be accessed from two different places in myCourses:

Method One:

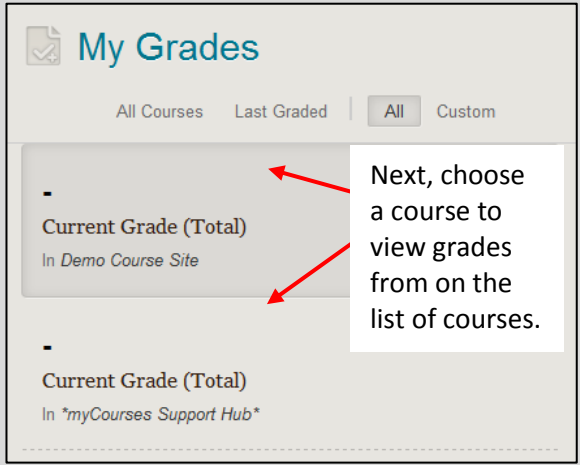


In a myCourses site you may see a “My Grades” link on the course menu along the left side of the page. This link shows you your grades in the course you are currently viewing.

Method Two:



You can also access grades for any course by clicking on your name in the upper-right corner of myCourses, then clicking on the check-plus icon.



Next, choose a course to view grades from on the list of courses.

Continued on next page...

Step 2:

On the My Grades page you will see a list of graded items, the date something was submitted (or graded, if it has been graded), and the grades you have received.

Click on the name of an assignment to see your submission as well as feedback from your instructor.

The yellow circle icon with an exclamation point inside indicates that this submission has not been graded yet.

The screenshot shows the 'My Grades' interface with a table of items. Callouts point to the 'Week 1 Discussion Board' name, a yellow exclamation point icon, and a speech bubble icon next to the '100.00' grade.

ITEM	LAST ACTIVITY	GRADE
Week 1 Discussion Board Discussion	Mar 8, 2016 4:21 PM SUBMITTED	- !
Week 1 Assignment DUE: MAR 4, 2016	Mar 8, 2016 3:16 PM GRADED	100.00 /100
Week 1 Quiz Test	Mar 8, 2016 3:40 PM GRADED	30.00 /30
Participation	Mar 8, 2016 3:13 PM GRADED	85.00 /100

Bonus Tip:

You will also receive notifications about recently entered grades on the myCourses Dashboard in the "What's New" module.

The screenshot shows the 'myCourses Dashboard' with a 'What's New' section containing a list of recent activities. Red arrows point to the 'Discussion Board (196)', 'Gradebook (3)', 'Week 1 Assignment', 'Week 1 Quiz', and 'Week 1 Discussion Board' entries.

myCourses Dashboard Help, Tips, & Updates

Online Tutoring Student Help Faculty Help UMassD Library Atomic Learning

My Courses
Courses where you are: Student
"myCourses Support Hub"
Blended Learning: Finding the Mix
Blended Learning: Finding the Mix
Demo Course Site
Examsoft Demo
Tracey Development

My Organizations

Student Tips
Welcome to the Fall 2016 semester!
On the left side of this page you will see links to any myCourses sites that your instructors have created.
All online courses will have a myCourses site, but not all face-to-face courses do.

What's New
Edit Notification Settings Actions
Discussion Board (196)
Gradebook (3)
Week 1 Assignment Demo Course Site
Week 1 Quiz Demo Course Site
Week 1 Discussion Board Demo Course Site
Last Updated: November 29, 2016 12:49 PM

Conclusion

We hope this guide was helpful.

For additional information or support contact the Instructional Development team by phone at 508-999-8505 or by email at myCoursesHelp@umassd.edu.