

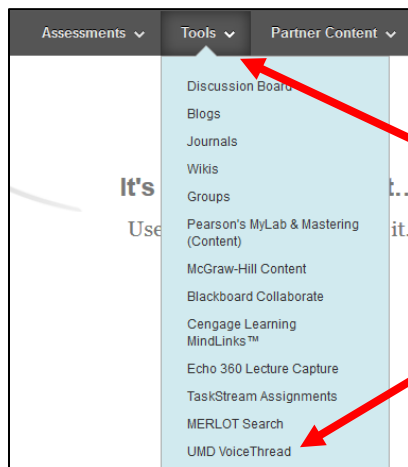
Creating a Make-Your-Own VoiceThread Assignment

Introduction

Follow the steps below to create a VoiceThread assignment where students must create and submit a VoiceThread presentation.

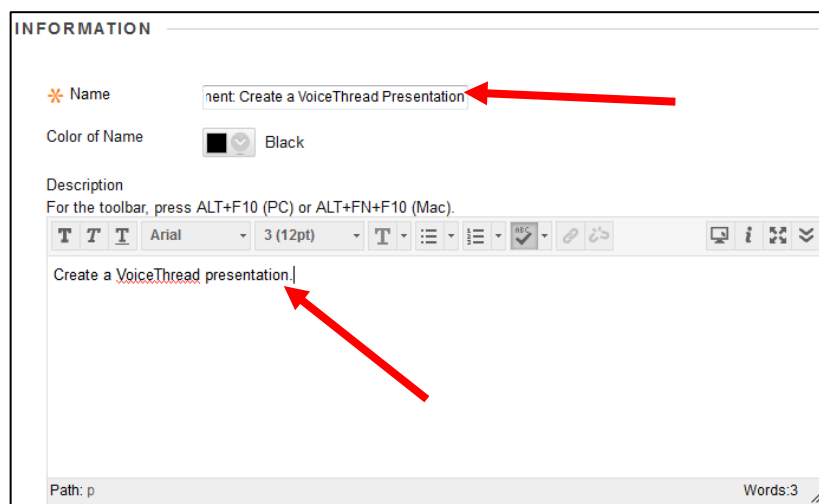
Step 1:

In a content area, hover your cursor over the “**Tools**” menu and choose “**UMD VoiceThread.**”



Step 2:

Enter a name for your VoiceThread in the “**Name**” text box, then enter brief instructions in the “**Description**” area.

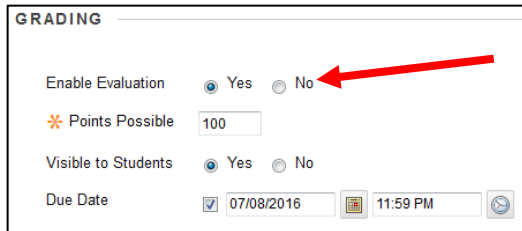


A screenshot of the 'INFORMATION' section of a VoiceThread creation form. The 'Name' field contains the text 'ent: Create a VoiceThread Presentation'. The 'Description' field contains the text 'Create a VoiceThread presentation.'. A red arrow points to the 'Name' field, and another red arrow points to the 'Description' field. The form also includes a toolbar with various text formatting options and a 'Path: p' field at the bottom left.

Step 3:

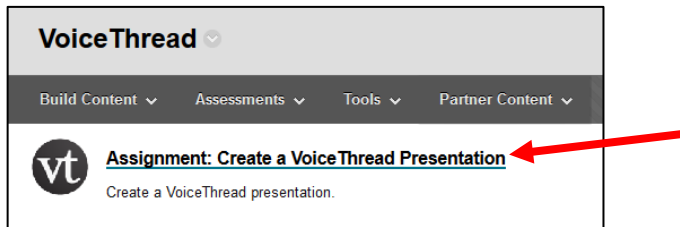
Below the description box under the “Grading” heading, set “Enable Evaluation” to “Yes”. Enter how many points you would like to grade this assignment out of in the “Points Possible” text box, then enter a due date if you wish.

Press “Submit” at the top or bottom of this page to move on.



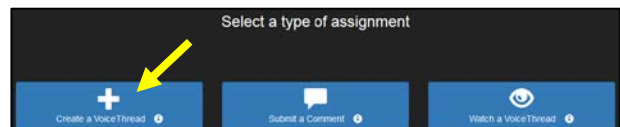
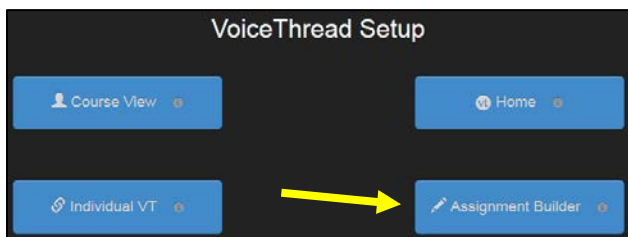
Step 4:

Click on the newly created VoiceThread link created in step 2.



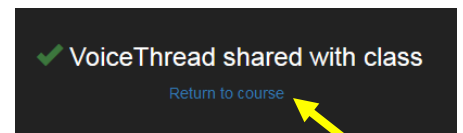
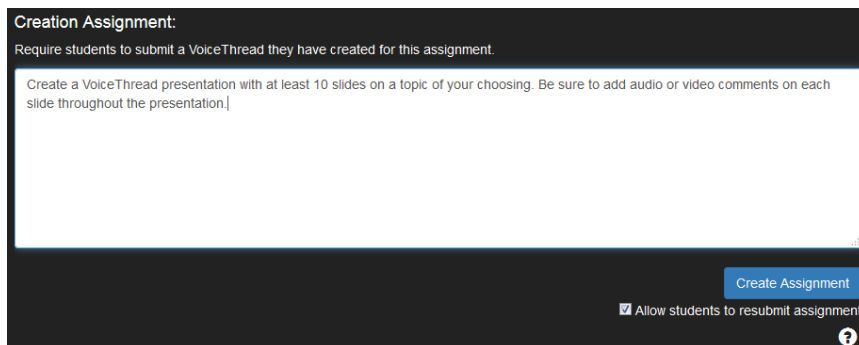
Step 5:

Click the “Assignment Builder” button, then choose “Create a VoiceThread.”



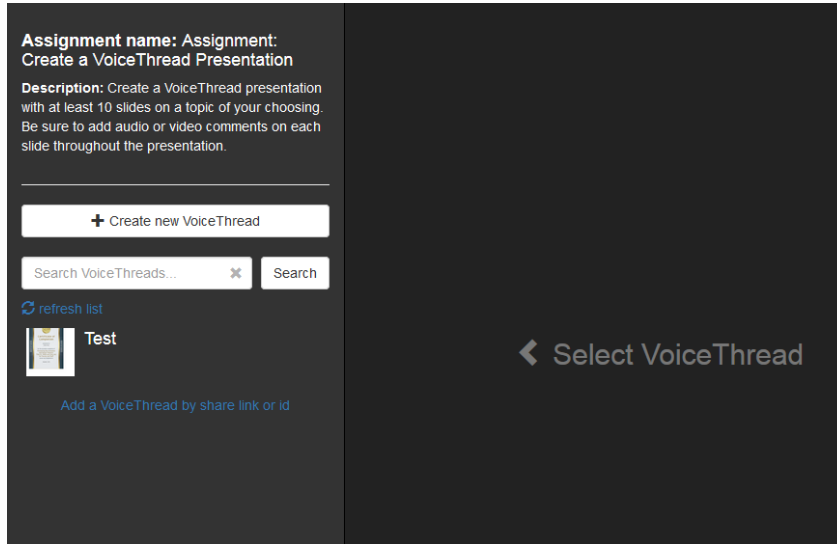
Step 6:

Enter the assignment directions in the directions area, then press “Create Assignment.”



Click **“Return to course”** to be brought back to your content area. The VoiceThread link will now bring you to a page where you can grade student submissions. When students click this link they will see a page where they can create and submit their VoiceThread.

Student view:



Conclusion

We hope this guide was helpful.

For additional information or support contact the Instructional Development team by phone at **508-999-8501** or by email at **myCoursesHelp@umassd.edu**.